

## 9. TECHNETIUM AND RHENIUM

J.E. TURP

### CONTENTS

Introduction . . . . .	282
TECHNETIUM	
9.1 Technetium(VII) . . . . .	282
9.1.1 Hydrides . . . . .	282
9.1.2 Oxides . . . . .	282
9.2 Technetium(V) . . . . .	283
9.3 Technetium(IV) . . . . .	283
9.4 Technetium(III) . . . . .	285
9.5 Complexes containing Tc-Tc bonds . . . . .	285
RHENIUM	
9.6 Rhenium(VII) . . . . .	285
9.6.1 Hydrides . . . . .	285
9.6.2 Oxohalides . . . . .	286
9.6.3 Oxides . . . . .	286
9.7 Rhenium(VI) . . . . .	286
9.7.1 Halides and oxohalides . . . . .	286
9.7.2 Oxides and complexes with oxygen donor ligands . . . . .	287
9.7.3 Complexes with Group VB donor ligands . . . . .	288
9.7.4 Complexes with Group IVB donor ligands . . . . .	289
9.8 Rhenium(V) . . . . .	289
9.8.1 Halides, pseudohalides and oxohalides . . . . .	289
9.8.2 Oxides . . . . .	289
9.8.3 Complexes . . . . .	289
9.9 Rhenium(IV) . . . . .	291
9.9.1 Halides . . . . .	291
9.9.2 Oxides and alkoxide complexes . . . . .	291
9.9.3 Complexes with sulphur donor ligands . . . . .	292
9.9.4 Complexes with Group VB donor ligands . . . . .	292
9.9.5 Phosphides . . . . .	292
9.10 Rhenium(III) . . . . .	292
9.10.1 Halides and pseudohalides . . . . .	292
9.10.2 Carboxylates . . . . .	294
9.10.3 Complexes with Group VB donor ligands . . . . .	295
9.10.4 Organometallic clusters . . . . .	295
9.11 Rhenium(I) . . . . .	297
9.11.1 Non-carbonyl-containing complexes . . . . .	297
9.11.2 Halides . . . . .	297
9.11.3 Complexes with oxygen donor ligands . . . . .	297
9.11.4 Thiocarbamates, selenides and related complexes . . . . .	298
9.11.5 Complexes with Group VB donor ligands . . . . .	299
9.11.6 Organometallic derivatives . . . . .	300

9.11.7 Complexes with Group IVB donor ligands . . . . .	301
9.12 Rhenium(0) . . . . .	301
9.13 Carbonyl clusters . . . . .	302
9.14 Formyl and nitrosyl complexes . . . . .	302
References . . . . .	303

## INTRODUCTION

The period of this review covers those publications in Volumes 92 and 93 of Chemical Abstracts. Thus, although a majority of papers covered were published in 1980, many from 1979 are also included. The major journals are covered upto the end of 1980.

The review concentrates upon the coordination chemistry of technetium and rhenium. No attempt has been made to cover work of an essentially organometallic, kinetic or catalytic nature. Two reviews of interest to rhenium chemists have been published this year. The first is a general review of rhenium chemistry [1] and the second discusses the structure of rhenium compounds containing metal-metal bonds [2].

## TECHNETIUM

### 9.1 TECHNETIUM(VII)

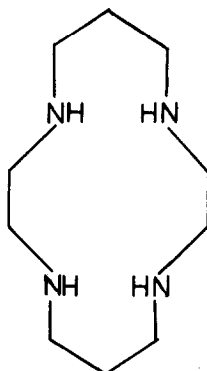
#### 9.1.1 Hydrides

A circular orbit model has been used to account for a coordination number greater than six in  $[\text{TcH}_9]^{2-}$  [3].

#### 9.1.2 Oxides

The crystal structure of  $[\text{NH}_4][\text{TcO}_4]$  has been determined at 295, 208 and 141 K and the details observed indicate a more ordered hydrogen bonded structure than is present in  $[\text{NH}_4][\text{ReO}_4]$  [4]. Reduction of  $[\text{TcO}_4]^-$  by tin(II) in the presence of citrate ions initially gives a bis(citrato)technetium(IV) species; this can be further reduced to give a bis(citrato)technetium(III) complex [5], which is colourless and not purple as previously reported [6]. A similar reduction occurs in an alkaline solution of polyhydric compounds containing vicinal hydroxyl groups, giving pink-violet polyol complexes of technetium(V), which form mixed ligand complexes with cys, diethylenetriaminepentaethanoic acid and similar ligands [7]. The reduction in an alkaline solution of  $[\text{TcO}_4]^-$  containing 1,4,8,11-tetra-azacyclotetradecane (1; cyclam) using tin(II) tartrate shows that cyclam is a good complexing agent for technetium. The oxidation state of the product has

not been determined [8].



(1)

## 9.2 TECHNETIUM(V)

The species  $[\text{TcOX}_4]^-$  ( $X = \text{Cl}$  or  $\text{Br}$ ) have been prepared and studied in relation to their pharmaceutical application as precursors to the radiotracers  $[\text{TcOX}_2(\text{HEPz}_3)]$  [9]. The reduction of  $[\text{TcO}_4]^-$  by  $[\text{NCS}]^-$  has been shown to give  $[\text{Tc}(\text{NCS})_7]^{2-}$  as one of the products [10].

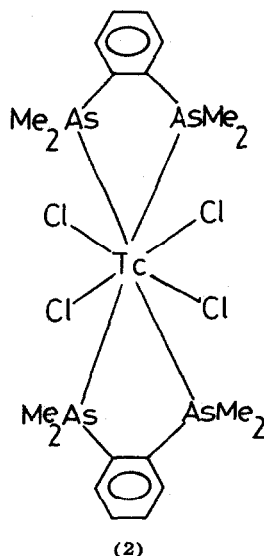
Oxobis(1,2-ethanedithiolato)technetate(V) salts have been prepared by the reduction of  $[\text{TcO}_4]^-$  with hydrochloric acid, and precipitated by the addition of  $[\text{Bu}_4\text{N}]\text{Cl}$  [11,12].  $[\text{Bu}_4\text{N}][\text{TcO}(\text{SCH}_2\text{COS}_2)_2]$  has been prepared by the reduction of  $[\text{TcO}_4]^-$  with a large molar excess ( $>100$ ) of aqueous thioglycolate,  $[\text{HSCH}_2\text{CO}_2]^-$ . The crystal structure shows a square pyramidal structure with the sulphur atoms occupying the basal plane  $\{r(\text{TcO}) = 1.672 \text{ \AA}$ ;  $\bar{r}(\text{TcS}) = 2.320 \text{ \AA}\}$  [13].

Lipophilic  $[\text{TcOCl}_2\text{HCBPz}_3]$  has been prepared by the reduction of  $[\text{TcO}_4]^-$  in the presence of the  $[\text{HEPz}_3]^-$  ion. This is the first example of a  $[\text{HEPz}_3]^-$  complex containing a metal with an oxidation state of (V): the oxidation state was deduced by the presence of  $\text{Tc}=\text{O}$  in the crystal structure [14]. The eight coordinate  $[\text{Tc}(\text{diars})_2\text{Cl}_4]^+$  (2) complex has been prepared by oxidative addition of  $\text{Cl}_2$  to  $[\text{Tc}(\text{diars})_2\text{Cl}_2]^+$  in alcoholic solution. The crystal structure of (2) shows  $D_{2d}$  symmetry with  $r(\text{TcCl}) = 2.442 \text{ \AA}$  and  $\bar{r}(\text{TcAs}) = 2.578 \text{ \AA}$  [15].

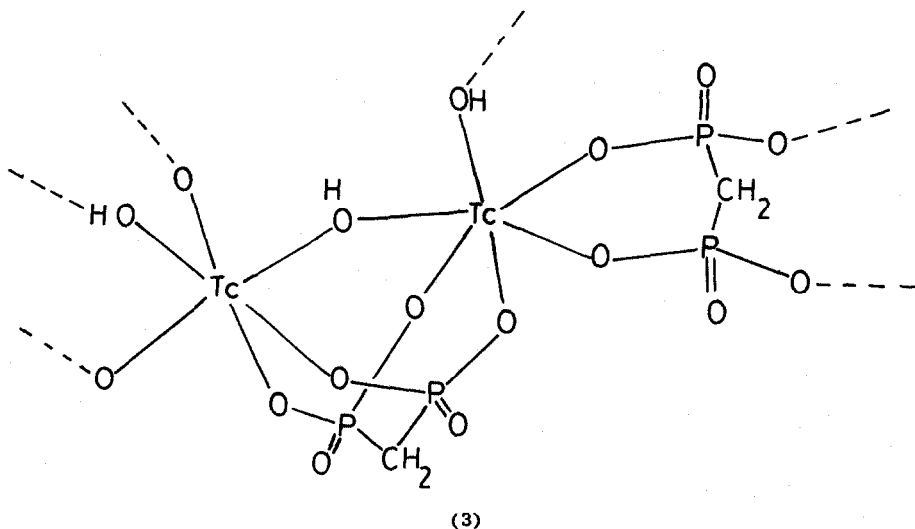
## 9.3 TECHNETIUM(IV)

Chromatographically pure  $\text{Tc(IV)}$  has been prepared by the reduction of  $[\text{TcO}_4]^-$  in concentrated hydrochloric acid [16]. The complex anion  $[\text{Tc}(\text{NCS})_6]^{2-}$  has been prepared and its crystal structure determined [17]. The reduction of  $[\text{TcO}_4]^-$  by  $[\text{NCS}]^-$  has also been shown to give  $[\text{Tc}(\text{NCS})_6]^{2-}$  as one of the products [10].

Copper(I) has been used to label edta with technetium(IV) [18]. A



methylenediphosphonate technetium(IV) complex,  $[\text{Li}(\text{H}_2\text{O})_3]\{\text{Tc}(\text{mdp})(\text{OH})\}\frac{1}{3}\text{H}_2\text{O}$  ( $\text{mdp} = [\text{O}_3\text{PCH}_2\text{PO}_3]^{4-}$ ), has been prepared and its crystal structure shown to consist of infinite polymeric anionic chains (3). Each mdp ligand bridges two Tc atoms,



and each Tc atom is bound to two mdp ligands [19].  $[\text{Tc}(\text{dppe})_2(\text{N}_2)]$  has been prepared by the addition of dppe to a suspension of  $[\text{TcCl}_4(\text{PPh}_3)_2]$  and sodium amalgam in benzene [20]. The complex formed between Penicillamine  $[\text{PenH}_2]$  and technetium(IV),  $[\text{TcO}(\text{Pen})_2]^{2-}$ , has been characterised by spectrometry and Sephadex column chromatography [21].

## 9.4 TECHNETIUM(III)

$K_4[Tc(CN)_7] \cdot 2H_2O$  (4) has been prepared by treating  $[NH_4]_2[TcI_6]$  with KCN under dinitrogen and the anion has  $D_{5h}$  symmetry. Aqueous solutions of (4) will oxidise in air, initially to give  $K_2[Tc^V O(CN)_5]$ , and then  $K_3[Tc^V O_2(CN)_4]$ , the anion of which possesses  $D_{4h}$  symmetry [22].

$[TcCl(CO)(MeCN)_2(PMe_2Ph)_3][ClO_4]_2$  was obtained by the two electron oxidation of  $[TcCl(CO)_2(PMe_2Ph)_3]$  in MeCN; the oxidation of  $[TcCl(CO)_3(PMe_2Ph)_2]$  was also studied [23]. The molecular structures of *trans*- $[TcCl_2(diars)_2]Cl$  and *trans*- $[TcCl_2(diars)_2][ClO_4]$  were reported as containing a cation of  $D_{2h}$  symmetry, with  $r(TcCl) = 2.348, 2.288 \text{ \AA}$  and  $r(TcAs) = 2.518, 2.511 \text{ \AA}$  [15,24].

## 9.5 COMPLEXES CONTAINING Tc-Tc BONDS

$[Tc_2Cl_8]^{2-}$  and  $[Tc_2Cl_8]^{3-}$  have been prepared by reduction of  $[TcCl_6]^{2-}$  with zinc in concentrated hydrochloric acid and their vibrational spectra analysed [25]. The hydrolysis of  $[Tc_2Cl_8]^{3-}$  in 0-12 M hydrochloric acid has been studied [26].  $[Tc_2(OC_5H_4N)_4]Cl$  has been prepared by the reaction of 2-hydroxypyridine with  $[NH_4]_3[Tc_2Cl_8]$ . The crystal structure shows infinite chains of  $\{Tc_2(OC_5H_4N)_4\}^+$  units linked by bridged chloride ions (*cf. catena*- $\{Ru_2(O_2CMe)_4Cl\}$ ). The technetium-technetium bond length of  $2.095 \text{ \AA}$  is the shortest known, and this corresponds to a bond order of 3.5. The electronic structure of the dimetal centre,  $(\sigma)^2(\pi)^4(\delta)^2(\delta^*)^1$  electronic absorption spectrum shows rich vibrational structure [27].

## RHENIUM

## 9.6 RHENIUM(VII)

### 9.6.1 Hydrides

Circular orbit models have been described to account for a coordination number greater than six in  $[ReH_9]^{2-}$  [3]. It has been shown that, in the presence of 3,3-dimethyl-but-1-ene,  $[L_2ReH_7]$  ( $L = PPh_3$  or  $PEt_2Ph$ ) dehydrogenates cyclopentane to give the  $\eta^5$ -cyclopentadienyl compounds  $[L_2(\eta^5-C_5H_5)ReH_2]$  [28]. This represents one of the very few known examples of a complex which can activate an alicyclic C-H bond under very mild conditions, and the system promises to yield some more exciting chemistry.

### 9.6.2 Oxohalides

[ReO<sub>3</sub>F] has been prepared by the reaction of [ReOF<sub>5</sub>] with [Re<sub>2</sub>O<sub>7</sub>] at 150–200 °C. When stoichiometric amounts of [ReOF<sub>5</sub>], [ReO<sub>2</sub>F<sub>3</sub>] or [ReO<sub>3</sub>F] were reacted with AF (A = alkali metal), A[ReOF<sub>4</sub>], A[ReO<sub>2</sub>F<sub>4</sub>] or A[ReO<sub>3</sub>F<sub>2</sub>] and A<sub>2</sub>[ReO<sub>3</sub>F<sub>3</sub>] were formed, respectively [29]. The salts M[ReO<sub>2</sub>F<sub>4</sub>] (M = Na, K, Rb or Cs) were characterised by IR and X-ray diffraction, and their thermal behaviour studied in difluorine and dinitrogen atmospheres [30]. The reaction of [ReOF<sub>5</sub>] with KF was studied and found to proceed in stages, with the formation of intermediate products which decompose partially to K[ReOF<sub>5</sub>] and F<sub>2</sub> [31]. The electronic structures of [ReF<sub>7</sub>], [ReOF<sub>5</sub>] and [ReO<sub>3</sub>F] have been studied in the gaseous phase by UVPEs [32], and the centrifugal distortion constants and general valence force constants have been calculated for [ReOF<sub>5</sub>] [33]. The heat of formation of [ReO<sub>3</sub>Cl] has also been reported [34].

An improved preparative route for [ReO<sub>3</sub>Cl] has been reported which involves the heating of Re<sub>3</sub>Cl<sub>9</sub> to combustion [35].

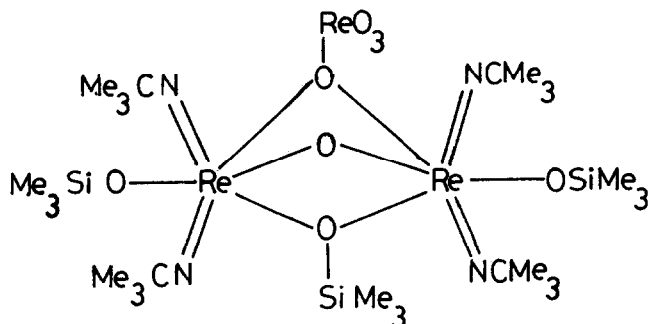
### 9.6.3 Oxides

XPES and thermogravimetric measurements have been used to investigate pure rhenium compounds as an aid to the understanding of their surface chemistry. Rhenium metal, ReO<sub>2</sub> and ReO<sub>3</sub> were all found to be covered by rhenium(VII) species. Re<sub>2</sub>O<sub>7</sub> and [NH<sub>4</sub>][ReO<sub>4</sub>] were also studied [36]. No measureable hexadecapole interactions were found in solid [NH<sub>4</sub>][ReO<sub>4</sub>] or [ND<sub>4</sub>][ReO<sub>4</sub>], using rhenium NQR spectroscopy [37]. The IR absorption spectra have been measured for vapours over Re<sub>2</sub>O<sub>7</sub>, ReO<sub>3</sub> and HReO<sub>4</sub> solutions [38], and a study of complexation in the [ReO<sub>4</sub>]<sup>−</sup>/[H<sub>3</sub>O]<sup>+</sup>/[SO<sub>4</sub>]<sup>2−</sup>/H<sub>2</sub>O system has been reported [39]. [ReO<sub>4</sub>]<sup>−</sup> in concentrated alkaline solution forms yellow 1:1 complexes with a number of polyhydric alcohols, including (*inter alia*) D-mannitol, and D-glucitol. However, polyols without vicinal OH-bearing carbons with opposing configurations (D-L) (*e.g.* glycerol) do not react and it was concluded that the adjacent O–O distance in the ligand is critical for complex formation [40]. The novel organoimido complexes [Re(NCMe<sub>3</sub>)<sub>3</sub>(OSiMe<sub>3</sub>)] and [Re<sub>3</sub>(NCMe<sub>3</sub>)<sub>4</sub>O<sub>5</sub>(OSiMe<sub>3</sub>)<sub>3</sub>] (5) have been prepared and the latter characterised by X-ray diffraction ( $r(\text{ReRe}) = 3.165 \text{ \AA}$ ) [41].

## 9.7 RHENIUM(VI)

### 9.7.1 Halides and oxohalides

A circular orbit model has been described to account for a coordination number



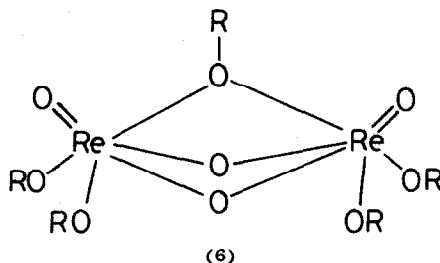
greater than six in  $[\text{ReF}_8]^{2-}$  [3]. Nitrosyl salts containing  $[\text{ReF}_7]^-$  and  $[\text{ReF}_8]^{2-}$  have been prepared and their Raman spectra analysed [42]. A review has been published containing seventeen references to  $\text{ReF}_6$  [43], and the electronic structure of  $\text{ReF}_6$  has been studied in the gas phase by UVPES [32].

An improved preparative route to  $[\text{ReOCl}_4]$ , involving the direct oxidation of  $\text{ReCl}_5$ , gives yields greater than 80% [35]. The heats of formation of  $[\text{ReOCl}_4]$  and  $[\text{ReOBr}_4]$  have been reported [34]. The hyperfine structure of the EPR lines for  $[\text{ReOCl}_5]^-$  has been studied and the parameters of the spin Hamiltonian calculated [44]. The reactions of  $\text{ReOCl}_4$  in nonaqueous media, with the ligands  $\text{Ph}_3\text{PO}$ , urea,  $\text{MeCN}$ ,  $\text{Me}_2\text{CO}$ ,  $\text{Et}_2\text{O}$ , dimethylglyoxime or dioxane have also been studied by EPR spectroscopy [45].

#### 9.7.2 Oxides and complexes with oxygen donor ligands

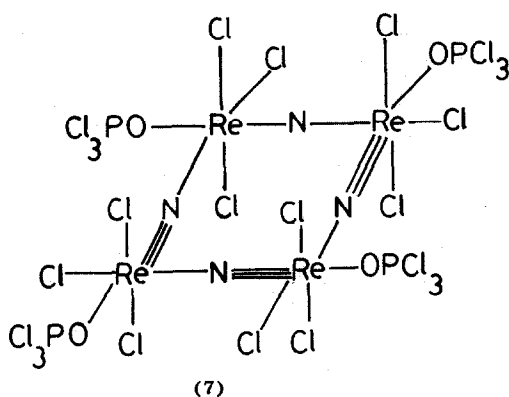
Crystals of  $\text{ReO}_3$  have been shown by electron diffraction and electron microscopy measurements to absorb dihydrogen, and it was proposed that this phenomenon is closely related to the hygroscopic nature of this material [46]. The structural stability of the  $\text{ReO}_3$  lattice has been related to the presence of conduction bands within the solid [47]. First and second order quadrupolar effects in the  $^{187}\text{Re}$  NMR spectrum of  $\text{ReO}_3$  have been used to show that the compressibility collapse transition results in a high pressure phase of symmetry lower than cubic, and to map out the phase boundary from 1-300 K [48]. At high pressures, new rhenium containing perovskites and pyrochlores of the composition  $\text{PbM}^{\text{II}}\text{ReO}_6$  ( $\text{M}^{\text{II}} = \text{Mg, Ni, Co, Fe, Zn, Mn, Ca or Cd}$ ) have been prepared [49].

The syntheses of  $[\text{Re}_2\text{O}_3(\text{OMe})_6]$  (6),  $[\text{ReO}(\text{OCMe}_3)_4]$ ,  $\text{Li}[\text{ReO}(\text{OCHMe}_2)_5]$  and  $[\text{ReO}(\text{N}(\text{SiMe}_3)_2)_3]$  have been reported [35,50]. The first of these complexes, (6), was prepared by the dissolution of  $\text{ReOCl}_4$  in  $\text{MeOH}$  in the presence of a tertiary amine, and its crystal structure was determined  $\{r(\text{ReRe}) = 2.559 \text{ \AA}\}$  [50].

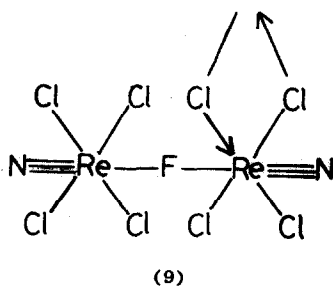


### 9.7.3 Complexes with Group VB donor ligands

$[\{\text{ReNCl}_3(\text{POCl}_3)\}_4] \cdot 2\text{POCl}_3$  (7) has been prepared and shown to contain four Re-N-Re bridges in a tetrameric square, isotypic with  $[\{\text{WNCl}_3(\text{POCl}_3)\}_4] \cdot 2\text{POCl}_3$



[51].  $\text{ReCl}_5$  dissolved in  $\text{POCl}_3$  reacted with cyanogen chloride or trichloroethanenitrile in the presence of  $\text{Cl}_2$  to give the alkylated nitride chlorides  $[(\text{Cl}_3\text{PO})\text{Cl}_4\text{Re}=\text{N}(\text{CCl}_3)]$  or  $[(\text{Cl}_3\text{PO})\text{Cl}_4\text{Re}=\text{N}(\text{C}_2\text{Cl}_5)]$  (8), respectively. The molecular structure of (8) shows  $(\text{Re}=\text{N}) = 1.69 \text{ \AA}$  [52].  $[\text{AsPh}_4]_2[\text{Re}_2\text{FN}_2\text{Cl}_7]$  has been prepared by reaction of  $[\text{ReNCl}_4]$  with  $[\text{AsPh}_4]\text{F}$  in MeCN. The IR spectrum indicates a bridging Re-F-Re complex anion with a terminal Re=N moiety, and the tetrameric structure (9) was proposed [53].





#### 9.7.4 Complexes with Group IVB donor ligands

The novel methyl rhenium complexes  $\text{ReOMe}_4$ ,  $\text{Li}_2[\text{ReMe}_8]$  and  $\text{ReMe}_6$  have been prepared from  $\text{ReOCl}_4$  and  $\text{LiMe}$  [35].

### 9.8 RHENIUM(V)

#### 9.8.1 Halides, pseudohalides and oxohalides

A nitrosyl salt of  $[\text{ReF}_6]^-$  has been prepared and its Raman spectrum analysed [42]. The structure of  $[(\text{NH}_2)_2\text{CSSC}(\text{NH}_2)_2] \text{trans-}[\text{ReOCl}_4(\text{H}_2\text{O})]\text{Cl}\cdot\text{H}_2\text{O}$  has been reported  $\{r(\text{Re}=\text{O}) = 1.66 \text{ \AA}; r(\text{Re}-\text{CH}_2) = 2.20 \text{ \AA}; r(\text{ReCl}) = 2.335\text{--}2.373 \text{ \AA}\}$  and shows that all the bond angles and distances are unexceptional [54] but that, there are significant differences when compared to the parameter for *trans*- $[\text{ReOCl}_4(\text{H}_2\text{O})]$ . Studies of the extraction of rhenium(V) from acid solutions in the presence of chloride and thiocyanate ions [55], and of the  $[\text{ReOCl}_5]^{2-}/[\text{H}_4\text{P}_2\text{O}_7]/[\text{HCl}]$  system [56] have been reported.

#### 9.8.2 Oxides

$\text{Sr}_x\text{ReO}_3$  ( $0.4 \leq x \leq 0.5$ ) has been prepared at high pressure and temperature, and shown to have a  $\text{KSbO}_3$  structure [57]. The crystal structure of the new mixed-valence rhenium(V,IV) oxide  $\text{BiRe}_2\text{O}_6$  has been determined and consists of  $\{\text{Re}_2\text{O}_{10}\}$  units in layers linked by corner sharing, alternating with disordered layers of Bi ions. The crystal structure of the new oxide  $\text{Bi}[\text{ReO}_4]$  has also been determined and consists of corner shared octahedra linked by Bi atoms [58]. The specific heat of the pyrochlore  $\text{Cd}_2\text{Re}_2\text{O}_7$  has been measured below 20 K [59].

#### 9.8.3 Complexes

Stable oxobis(dithiolato)rhenium(IV) complexes, *i.e.*  $[\text{Ph}_4\text{As}][\text{ReO}(\text{SCH}_2\text{CH}_2\text{S})_2]$ ,  $[\text{Bu}_4\text{N}][\text{ReO}(\text{SCH}_2\text{COS})_2]$ ,  $[\text{Bu}_4\text{N}][\text{ReO}(\text{C}_2\text{O}_2\text{S}_2)_2]$ ,  $[\text{Ph}_3\text{MeAs}][\text{ReO}(\text{C}_2\text{O}_2\text{S}_2)_2]$ ,  $[\text{Ph}_4\text{As}][\text{ReO}(\text{S}_2\text{C}_2(\text{CN})_2)_2]$ ,  $[\text{Bu}_4\text{N}][\text{ReO}(\text{S}_2\text{C}_7\text{H}_6)_2]$  have been prepared [12].  $\text{K}[\text{ReOCl}_4(\text{tu})]\cdot 2\text{H}_2\text{O}$  was prepared by the reaction of  $[\text{ReOCl}_3(\text{tu})_2]$  and  $\text{K}_2[\text{ReOCl}_5]$  in HCl solution.  $[\text{NH}_4]_2[\text{C}_2\text{O}_4]$  reacted with  $[\text{ReOClL}_4]\text{Cl}_2$  to give the corresponding dimeric complex  $[\text{Re}_2\text{O}_2\text{L}_4(\text{C}_2\text{O}_4)_3]$  ( $\text{C} = \text{tu}$  or 2-imidazolidinethione) [60].

$[\text{ReO}(\text{H}_2\text{O})_2(\text{N}_3)_2]\text{Cl}$  was prepared by the reaction of  $\text{ReCl}_3$  with  $\text{Na}[\text{N}_3]$ , but the reaction of  $\text{ReCl}_5$  with  $\text{Na}[\text{N}_3]$  yielded  $\text{Na}_2[\text{ReOCl}_5]$  [61]. Cyanogen and dichlorine react with  $\text{ReCl}_5$  in  $\text{POCl}_3$  solution to give the  $\text{POCl}_3$ -solvated bis(nitrido)chloro complex  $[(\text{Cl}_3\text{PO})\text{Cl}_4\{\text{Re}=\text{NC}_2\text{Cl}_4-\text{N}=\text{Re}\}\text{Cl}_4(\text{OPCl}_3)]$  [62]. The reaction of  $[\text{ReOCl}_3(\text{PPh}_3)_2]$  with  $\text{acac}_2\text{enH}_2$  gave  $[\text{ReOCl}(\text{acac}_2\text{en})]$  which, when



Oxo complexes of rhenium(V) with  $\text{TPPH}_2$  or corroles as additional ligands have been prepared and the complexes discussed on the basis of their electronic, EPR, NMR and XPS spectra, and their electrochemical and magnetic properties [64]. The electrochemical properties of  $\mu$ -oxobis{oxobis( $N'$ , $N$ -diethyldithiocarbamato)rhenium(V)} have also been investigated [65].

$[\text{ReO}_3\text{L}_2]$ , ( $\text{X} = \text{Cl}$  or  $\text{Br}$ ;  $\text{L} = \text{PPh}_2\text{H}$ ,  $\text{PPh}_2\text{Et}$  or  $\text{PPh}_3$ )  $[\text{ReO}(\text{OEt})\text{Cl}_2(\text{PPh}_3)_2]$ ,  $[\text{ReO}_3(\text{Ph}_2\text{PCH}_2\text{CH}_2\text{PPh}_2)]$  and  $[\text{ReOCl}_3(\text{Ph}_2\text{PCHCHPPh}_2)]$  have been prepared and their thermal oxidation to the corresponding phosphine oxides studied.  $[\text{ReO}_3(\text{OPPh}_3)_2]$  and  $[\text{ReO}_3\{\text{PPh}_2\text{P}(\text{O})\text{CH}_2\text{CH}_2\text{POPh}_2\}]$  were prepared by reaction of  $\text{K}_2[\text{ReO}_5]$  with the corresponding phosphine oxide ligand [66]. The reactive arylimido complex  $[\{\text{ReCl}_3(\text{NR})(\text{PPh}_3)_2\}]$ , which was prepared from  $[\text{ReCl}_3(\text{NR})(\text{PPh}_3)_2]$  by reaction with sulphur, is readily oxidised by mild oxidants such as  $\text{Me}-4-\text{C}_6\text{H}_4\text{NO}_2$  to  $[\text{ReCl}_3(\text{RNO})(\text{OPPh}_3)]$  (21) and readily accepts donor ligands. Reaction of (11) with a reductant, such as  $\text{PR}_3$ , results in oxygen abstraction and reformation of the arylimido complex,  $[\text{ReCl}_3(\text{NR})(\text{PPh}_3)_2]$  [67].

## 9.9 RHENIUM(IV)

### 9.9.1 Halides

As last year, the hexahalorhenates(IV) have been the subject of study by a wide range of physical techniques. A nitrosyl salt of  $[\text{ReF}_6]^{2-}$  has been prepared and its Raman spectrum analysed [42]. Crystals of  $\text{K}_2[\text{ReX}_6]$  ( $\text{X} = \text{Cl}$  or  $\text{Br}$ ) have been studied by NMR and NQR spectroscopy, to evaluate the effect of impurities on lattice vibrations when  $\text{K}_2[\text{ReCl}_6]$  is doped with  $\text{K}_2[\text{ReBr}_6]$  [68]. The intensity distribution of the vibrational progressions  $t_{1u} + na_{1g}$  and  $t_{2u} + na_{1g}$  in a vibronically induced transition in  $[\text{ReCl}_6]^{2-}$  have been investigated using crystals of  $\text{Rb}_2[\text{TeCl}_6]$  or  $\text{Cs}_2[\text{TeCl}_6]$  doped with  $[\text{ReCl}_6]^{2-}$ ; it was shown that there is a Jahn-Teller distortion in the  ${}^4\text{T}_{2g}$  excited state [69]. The phosphorescence spectra of  $[\text{ReBr}_6]^{2-}$  (doped in  $\text{A}_2[\text{SnX}_6]$  ( $\text{A} = \text{K}, \text{Rb}$  or  $\text{Cs}$ ;  $\text{X} = \text{Cl}$  or  $\text{Br}$ )) have been measured at 10 K. The spectra consist of a weighted sum of progressions associated with the local mode of the  $[\text{ReBr}_6]^{2-}$  centre, and the totally symmetric distortion of the  ${}^2\text{T}_{2g}$  excited state relative to the  ${}^4\text{A}_{2g}$  ground state has been determined [70]. The specific heat of a single crystal of  $\text{K}_2[\text{ReCl}_6]$  at low temperature has been reported [71]. Solid solutions of  $\text{K}_2[(\text{Pt}/\text{Re})\text{Cl}_6]$  have been prepared to study the influence of lattice dimensions on the M-Cl vibrational modes. The crystals behaved as mixtures of the single species  $[\text{ReCl}_6]^{2-}$  and  $[\text{PtCl}_6]^{2-}$ , and the changes in size of each species accounted for the changes in  $\bar{\nu}(\text{M-Cl})$  and  $\mu_{\text{eff}}$  [72]. The magnetic susceptibilities and effective magnetic moments were determined by the Faraday method for  $\text{A}_2[\text{ReCl}_6]$  ( $\text{A} = [\text{NH}_4]^+$ ,  $[\text{MeNH}_3]^+$ ,  $[\text{Me}_2\text{NH}_2]^+$ ,  $[\text{Me}_3\text{NH}]^+$  or  $[\text{Me}_4\text{N}]^+$ ) and the results discussed in terms of their structures [73]. It was found that the proton resonance line in  $[\text{NH}_4]_2[\text{ReCl}_6]$  is very narrow due to rapid  $[\text{NH}_4]^+$  tunnelling [74].

Enthalpies of hydrolysis or of oxidative hydrolysis for  $\text{K}_2[\text{ReCl}_6]$ ,  $\text{K}_2[\text{ReBr}_6]$ ,  $\text{ReCl}_4$  and  $\text{ReBr}_4$  have been determined, and, from these results the enthalpies of formation of the compounds were calculated. Halide ion affinities for  $\text{ReCl}_4$  and  $\text{ReBr}_4$  were estimated using these and other thermochemical data [75].

The effect of solvents on the initial and transition states of the  $\text{Hg}^{2+}$  catalysed aquation of  $[\text{ReCl}_6]^{2-}$  have been investigated [76].

Intercalated  $\text{ReF}_4$  can be produced by the reaction of  $\text{ReOF}_5$  with graphite, liberating  $\text{ReF}_6$  and traces of  $\text{CO}_2$  and  $\text{COF}_2$  [77].

### 9.9.2 Oxides and alkoxide complexes

The electrochemical behaviour of rhenium(IV) oxide has been studied [78], and the crystallisation of  $\alpha\text{-ReO}_2$  in an iodine atmosphere investigated [79].

*Trans*-[Re(OPh)<sub>4</sub>(PMe<sub>3</sub>)<sub>2</sub>] was prepared by the reaction of [ReOCl<sub>4</sub>] with lithium phenolate and trimethylphosphine and characterised by X-ray crystallography [35].

### 9.9.3 Complexes with sulphur donor ligands

[Re<sub>2</sub>O(SET<sub>2</sub>)<sub>4</sub>X<sub>6</sub>] (X = Cl or Br) and [Re<sub>2</sub>OL<sub>2</sub>X<sub>6</sub>] (L = EtSCH<sub>2</sub>CH<sub>2</sub>SET) have been prepared by the reaction of K<sub>2</sub>[ReX<sub>6</sub>] with the thioether [80]. The reaction of [BH]<sub>2</sub>[ReCl<sub>6</sub>] (B = 2-aminotoluene) with thiosemicarbazide (L) in absolute ethanol gave [Re<sub>2</sub>(LH<sub>2</sub>)<sub>2</sub>Cl<sub>8</sub>]Cl<sub>2</sub>. Other thiosemicarbazide derivatives (*i.e.* 5-chloro-salicylaldehyde thiosemicarbazone, quinolinaldehydethiosemicarbazone and propanone thiosemicarbazone) were used to prepare similar complexes [81].

### 9.9.4 Complexes with Group VB donor ligands

The solid phase thermal reactions of the rhenium(IV) triphenylphosphonium salts [HPPH<sub>3</sub>]<sub>2</sub>[ReX<sub>6</sub>] (X = Cl or Br) have been studied and show that PPh<sub>3</sub> is coordinated to give [Re(PPh<sub>3</sub>)<sub>2</sub>Cl<sub>4</sub>] and [HPPH<sub>3</sub>][Re(PPh<sub>3</sub>)Br<sub>5</sub>] respectively [82]. [ReX<sub>4</sub>(dppm)] (X = Cl or Br) was obtained by the treatment of [ReX(CO)<sub>3</sub>(dppm)] with halogens. [ReBr<sub>4</sub>(bipy)] and [ReBr<sub>3</sub>Cl(bipy)] have been isolated from the [ReX(CO)<sub>3</sub>(bipy)]/X<sub>2</sub> system [82a].

### 9.9.5 Phosphides

The phosphide complexes studied this year are all mixed oxidation state complexes of Re(IV/III). The new cluster complex Re<sub>12</sub>P<sub>26</sub> contains bitriangular Re<sub>4</sub> (12) clusters, linked by P-P units as pairs, as irregular zig-zag P<sub>4</sub> chains and as puckered P<sub>6</sub> rings. The crystals show metallic behaviour with rhenium having a formal oxidation state of 3.84 [83].

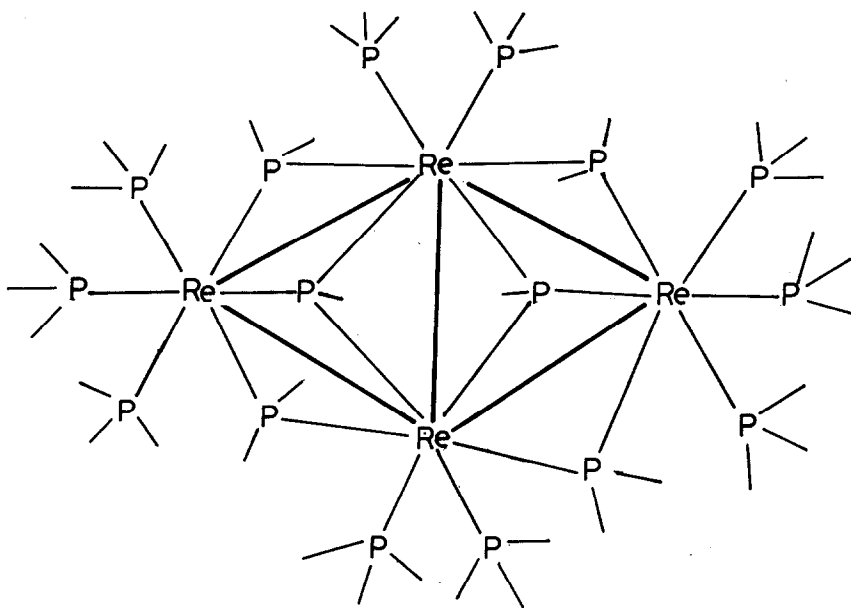
Re<sub>6</sub>P<sub>13</sub> was prepared by heating the elements in the presence of I<sub>2</sub> (to give a powder) or tin (to give crystals). The Re atoms are coordinated by six phosphorus atoms in a distorted octahedral manner. Four edge sharing octahedra are distorted to give Re-Re bonds of 2.76–2.94 Å [84].

## 9.10 RHENIUM(III)

### 9.10.1 Halides and pseudohalides

A nitrosyl salt containing [ReF<sub>6</sub>]<sup>3-</sup> has been prepared and its Raman spectrum analysed [42].

Alternative structures for complexes of the type M<sub>2</sub>L<sub>10</sub> (*i.e.* the quadruply bonded complexes such as [Re<sub>2</sub>Cl<sub>8</sub>L<sub>2</sub>]<sup>2-</sup> and the non-bonded, high-spin complexes



(12)

such as  $[\text{Re}_2\text{Cl}_4(\text{dppe})_2(\mu\text{-Cl})_2]$  have been considered theoretically, and the preference of ligand sets for one of these geometries over the other discussed [85,86].

A circular orbit model has been described to account for a coordination number greater than six in  $[\text{Re}_2\text{Cl}_8]^{2-}$  [3].

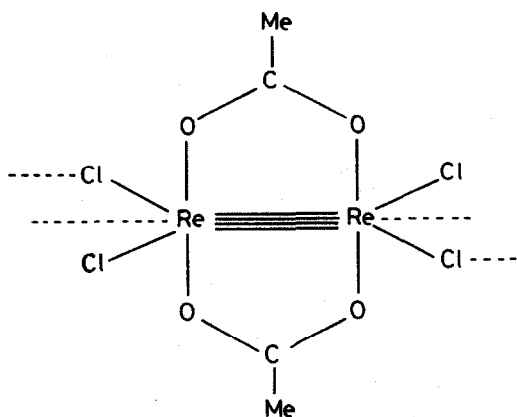
The enthalpy of formation of  $\text{Cs}_2[\text{Re}_2\text{Br}_8]$  was determined by measuring its heat of oxidation by aqueous bromate. The enthalpy of formation of  $[\text{Re}_2\text{Br}_8]^{2-}(\text{g})$  was estimated from the calculated lattice energy of  $\text{Cs}_2[\text{Re}_2\text{Br}_8]$ . Enthalpies of formation of other Re-Br species led to estimates of the Re-Br bond energy, and hence Re-Re quadruple bond strength in  $[\text{Re}_2\text{Br}_8]^{2-}$  was estimated to be  $408 \pm 50 \text{ kJ mol}^{-1}$  [87].  $[\text{Bu}_4\text{N}]_2[\text{Re}_2\text{I}_8]$  has been prepared and its resonance Raman spectrum recorded [89].

The UVPES of  $[\text{Re}_3\text{Cl}_9]$  vapour has been measured [89-91]. Calculations were performed by the SCF-DV- $X\alpha$  method on  $[\text{Re}_3\text{Cl}_9]$  and  $[\text{Re}_2\text{Cl}_8]^{2-}$  and a detailed comparison made of the valence orbitals in these two complexes [90]. In an independent study [89], the UVPES spectrum of  $[\text{Re}_3\text{Br}_9]$  vapour was measured, along with that of  $[\text{Re}_3\text{Cl}_9]$ , and was assigned using SCF- $X\alpha$ -SW and Fenske-Hall MO calculations. It was found that the results were consistent with the presence of a double bond between each pair of metal atoms. The electronic transitions for  $\text{Re}_3\text{Cl}_9$  were calculated, and the optical absorption spectra for the general class of  $[\text{Re}_3\text{Cl}_9\text{L}_3]$  trimers were also discussed and assigned [89].

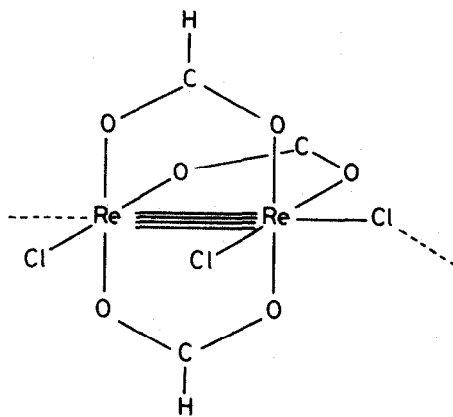
The crystal structure of  $K_4[Re(CN)_7] \cdot 2H_2O$  has been reported and the anion shown to be a pentagonal bipyramid, with an angle between the axial ligands of  $173.4^\circ$  [92].

### 9.10.2 Carbonylates

$[Re_2Cl_4(O_2CMe)_2] \cdot 2H_2O$ , prepared by the reaction of  $K[ReO_4]$  with HCl and ethanoic acid under  $H_2$ , reacts with L (L =  $Me_2SO$ , dma or dmf) to give  $[Re_2Cl_4(O_2CMe)_2] \cdot 2L$  [93]. The crystal structure of  $\{Re_2Cl_4(CH_3COO)_2\}_n$  (13) has been determined, and



(13)



(14)

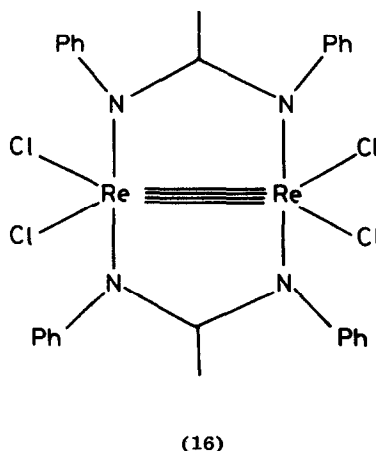
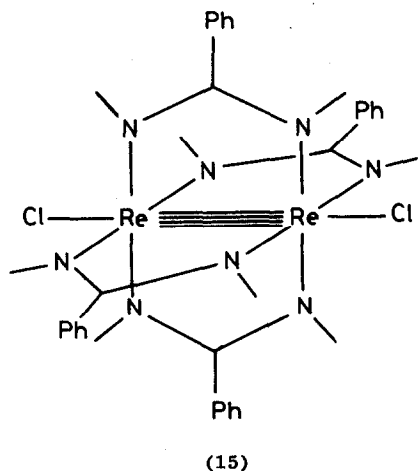
was shown to consist of neutral dimeric metal-metal bonded dimers, which possess a *trans* configuration ( $r(ReRe) = 2.211 \text{ \AA}$ ; and  $\bar{r}(ReO) = 1.98 \text{ \AA}$ ;  $\bar{r}(ReCl)_{\text{terminal}} = 2.28 \text{ \AA}$  and  $\bar{r}(ReCl)_{\text{bridging}} = 2.35 \text{ \AA}$ ) and form chlorine-bridged chains [94].  $[Re_2Cl_4(HCO_2)_2(OCHNPh_2)_2]$  has been prepared, and consists of a quadruply-bonded Re-Re dimeric unit, bridged by the formate ligands [95]. *Trans*- $[Re_2Br_4(O_2CMe)_2]$  was prepared by thermal dehydration of *cis*- $[Re_2Br_4(O_2CMe)_2] \cdot nH_2O$  and shown to be iso-structural with (13) [96].

$[NH_4]_2 cis-[Re_2Cl_6(HCO_2)_2]$  was heated at  $70-80^\circ C$  for 3 h to give  $\{Re_2Cl_3(HCO_2)_3\}_n$  (14) [97] which has a chain structure. The dimer contains three bridging  $[HCO_2]^-$  groups, one inter-dimer bridging, one terminal chloride ion and a rhenium-rhenium quadruple bond [98].

The Re-Re quadruple bond in  $[Re_2(O_2CMe)_4Cl_2]$  can be cleaved by the addition of excess *t*-butylisocyanide to the solid dimer to give  $[(Me_3CNC)_5ReCl]$  [99].  $[Re_2(O_2CR)_4X_2]$  (X = Cl, Br or I) have been reduced electrochemically to give the corresponding  $[Re_2(O_2CR)_4X_2]^-$  ion, and the solution properties of these species investigated. The reduction potentials depend on the halogen  $E^\circ I > Br > Cl$ , that of iodine being the most positive [100].

### 9.10.3 Complexes with Group VB donor ligands

Two new complexes have been prepared, containing a Re-Re quadrupule bond and bridging diamidinato groups,  $[\text{Re}_2\text{Cl}_2\{\text{CH}_3\text{NC}(\text{Ph})\text{CNCH}_3\}_4]$  (15) and  $[\text{Re}_2\text{Cl}_4\{\text{PhNC}(\text{Me})\text{NPh}\}_2]$  (16). The crystal structures of the materials have been



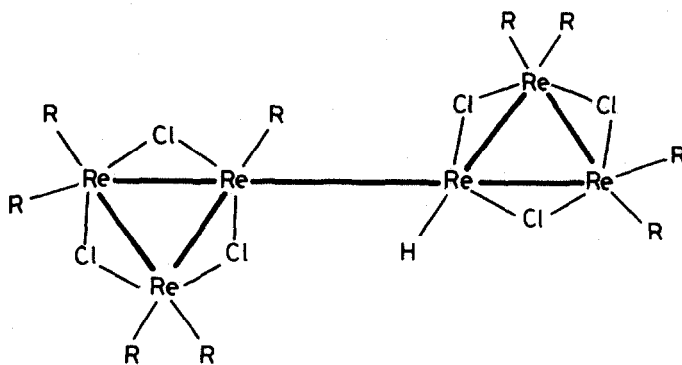
determined and the constituent molecules show  $r(\text{ReRe})$  of 2.208 and 2.178 Å respectively [101].

The new aryldiazene complex,  $[(\eta^5\text{-C}_5\text{H}_5)\text{Re}(\text{CO})_2(\text{N}_2\text{R})][\text{BF}_4]$  ( $\text{R} = 2\text{-CF}_3\text{C}_6\text{H}_4$ ), reacts with nucleophiles, such as  $\text{I}^-$ ,  $\text{Cl}^-$ ,  $\text{Br}^-$ ,  $\text{CN}^-$  or  $\text{SCN}^-$  to give the dinitrogen complex  $[(\eta^5\text{-C}_5\text{H}_5)\text{Re}(\text{CO})_2(\text{N}_2)]$ ; nucleophilic attack occurs at the singly bent aryldiazene ligand [102].

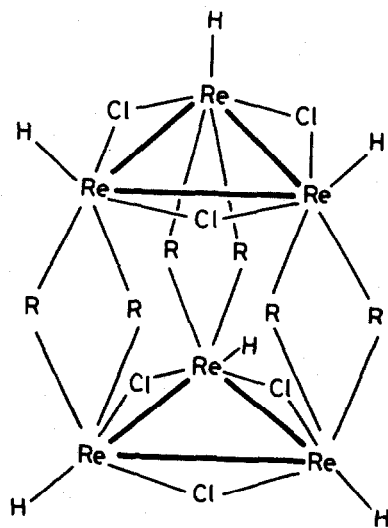
The seven coordinate complex,  $[\text{ReX}_3(\text{CO})_2(\text{dppm})]$  ( $\text{X} = \text{Cl}$  or  $\text{Br}$ ) has been obtained by the treatment of  $[\text{ReX}(\text{CO})_3(\text{dppm})]$  with the corresponding halogens.  $[\text{ReCl}_3(\text{CO})(\text{bipy})]$  and  $[\text{ReX}_3(\text{CO})_2(\text{bipy})]$  have been isolated from the  $[\text{ReX}(\text{CO})_3(\text{bipy})]/\text{X}_2$  system [103].

### 9.10.4 Organometallic clusters

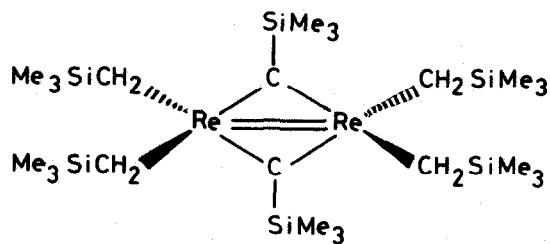
The series of *triangulo*-trirhenium clusters has been extended by the preparation of  $[\text{Re}_3\text{Cl}_3(\text{CH}_2\text{Ph})_6]$ ,  $[\text{Re}_3\text{Cl}_3(\text{C}_6\text{H}_{11})_6(\text{PR}_3)_3]$  and  $[\text{Re}_3\text{Me}_9(\text{PR}_3)_n]$  ( $n = 2$  or  $3$ ). Two dimeric units have been formed by the cleavage of trimers, namely  $[\text{Re}_2\text{Cl}_2(\text{CH}_2\text{SiMe}_3)_2(\text{PR}_3)_4]$  and  $[\text{Re}_2\text{Me}_6(\text{PR}_3)_2]$  [104]. The interaction of dihydrogen with the *triangulo*-trirhenium complex  $[\text{Re}_3(\mu\text{-Cl})_3(\text{CH}_2\text{SiMe}_3)_6]$  gives the new type of clusters  $[\text{Re}_6(\mu\text{-Cl})_6\text{H}(\text{CH}_2\text{SiMe}_3)_9]$  (17),  $[\text{Re}_6(\mu\text{-Cl})_6\text{H}_6(\mu\text{-CH}_2\text{SiMe}_3)_6]$  (18) and  $[\text{Re}_6(\mu\text{-Cl})_6(\text{CH}_2\text{SiMe}_3)_6]$ . The structure of (17) (which is formed in thf) has been determined crystallographically  $\{\bar{r}(\text{ReRe}) = 2.993 \text{ Å}$ ;

(17; R = CH<sub>2</sub>SiMe<sub>3</sub>)

$\bar{r}_{(\text{triangular})}(\text{ReRe}) = 2.390\text{--}2.420 \text{ \AA}$ . Hydrogenolysis in benzene yields (18) [105].

(18; R = CH<sub>2</sub>SiMe<sub>3</sub>)

The dirhenium complex [Re<sub>2</sub>( $\eta$ -CSiMe<sub>3</sub>)(CH<sub>2</sub>SiMe<sub>3</sub>)<sub>4</sub>] (19) has been prepared (as



(19)



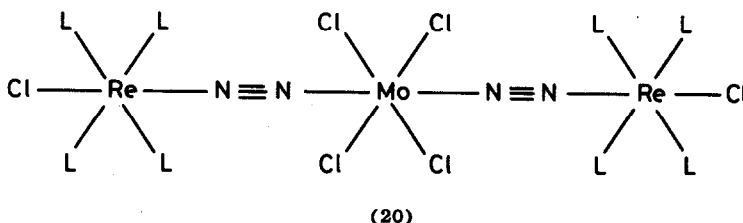
a side product) by the reaction of  $[\text{ReCl}_4(\text{thf})_2]$  and  $\text{Me}_2\text{SiCH}_2\text{MgCl}$ ; its crystal structure has been determined [106].

### 9.11 RHENIUM(I)

As all of the rhenium(I) chemistry published this year, with the exception of a few phosphine derivatives, has concerned carbonyl containing complexes, the compounds are classified below according to the other ligands present.

#### 9.11.1 Non-carbonyl-containing complexes

The resonance Raman spectrum of the trinuclear dinitrogen bridged complex  $[\text{Cl}(\text{PMe}_2\text{Ph})_4\text{Re}(\text{N}_2)\text{MoCl}_4(\text{N}_2)\text{Re}(\text{PMe}_2\text{Ph})_4\text{Cl}]$  (20) tracks the intense absorbance



band at  $23300\text{ cm}^{-1}$ , which was assigned to an  $e_g + e_u$  ( $^1A_{2u} + ^1A_{1g}$ ) transition, resulting in a lengthening of the Re-N bond and a shortening of the N-N bonds [107].

The complexes *trans*- $[\text{ReCl}(\text{CNR})(\text{dppe})_2]$  ( $\text{R} = \text{Me}$  or  $\text{CMe}_3$ ) were prepared by displacement of  $\text{N}_2$  from *trans*- $[\text{ReCl}(\text{N}_2)(\text{dppe})_2]$  by heating under reflux with excess  $\text{RNC}$  in  $\text{thf}$ : the methyl derivative reacted with  $\text{H}[\text{BF}_4]$  to give the carbyne-type complex *trans*- $[\text{ReCl}\{\text{CNH}(\text{Me})\}(\text{dppe})_2][\text{BF}_4]$  [108].

#### 9.11.2 Halides

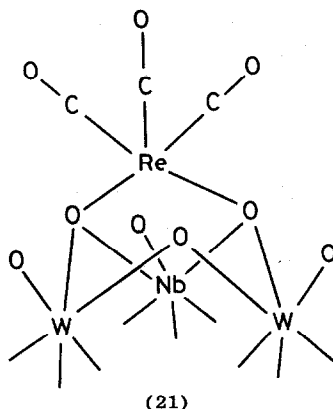
The kinetics of the reaction between  $[\text{Re}(\text{CO})_5\text{Br}]$  and  $\alpha$ - or  $\beta$ -alanine have been shown to occur by a dissociative substitution mechanism; this is a much slower reaction than the analogous manganese complex, as expected [109].  $[\text{BrRe}(\text{CO})_5]$  reacts with a variety of amino acids in dioxan to give  $[\text{BrRe}(\text{CO})_3\text{L}_2]$  ( $\text{L} = \text{glycine}, \text{dl-valine}, \text{dl-leucine}, \text{dl-}\beta\text{-phenyl-}\beta\text{-alanine}, \text{dl-}\beta\text{-2-thienyl-}\beta\text{-alanine}$  or  $\beta\text{-indoylthanoic acid}$ ) with the  $\text{L}$  groups mutually *cis* [110].

#### 9.11.3 Complexes with oxygen donor ligands

The preparation of  $[\text{NEt}_4][\text{Re}_2(\mu\text{-OMe})_3(\text{CO})_6]$  has been reported and its crystal

structure elucidated; the Re-Re distance (3.086 Å) is somewhat longer than that expected for a single Re-Re bond (*cf.* 3.02 Å in  $[\text{Re}_2(\text{CO})_{10}]$ ) [111].

In a fascinating example of synthetic chemistry, strongly resembling surface modification, an adduct of a rhenium tricarbonyl unit bound to the oxide surface of a polyoxoanion cluster *i.e.*  $[(\text{OC})_3\text{Re}(\text{Nb}_2\text{W}_4\text{O}_{19})]^{3-}$  (21) has been



prepared. (21) contains the metal tricarbonyl unit bonded to a triangle of oxygen atoms on the surface of the  $[\text{Nb}_2\text{W}_4\text{O}_{19}]^{4-}$  anion. The molecular structure was determined by  $^{17}\text{O}$  NMR spectroscopy [112].

Stable phosphinate complexes  $[(\mu\text{-R}_2\text{PO}_2)\text{Re}(\text{CO})_3\text{L}]_n$  ( $\text{L} = \text{thf}, \text{py}, \text{NH}_3, \text{PPh}_3, \text{AsPh}_3, \text{P}(\text{C}_6\text{H}_{11})_3$  or  $\text{OEt}_2$ ) are obtained by the addition of L to  $[(\mu\text{-R}_2\text{PO}_2)\text{Re}(\text{CO})_3]_n$  ( $\text{R} = \text{Me}$  or  $\text{Ph}$ ): the methyl derivatives were found to be dimeric, whereas the phenyl derivative is oligomeric with the Re atoms bridged *via* the  $[\text{R}_2\text{PO}_2]^-$  ligands [113].

#### 9.11.4 Thiocarbamates, selenides and related complexes

By reaction of potassium or caesium monothiobenzoate (*mtb* = monothiobenzoate) with  $[\text{Re}(\text{CO})_5\text{Br}]$ , the binuclear triply *S*-*mtb* bridged complex  $[(\text{CO})_3\text{Re}(\mu\text{-mtb})_3\text{Re}(\text{CO})_3]^-$  has been obtained. A crystal structure determination has shown the rhenium atoms to be inequivalent with respect to the *mtb* ligands [114].

*Cis*- $[(\text{CO})_4\text{Re}(\text{NH}_2\text{CH}_3)(\text{CONHCH}_3)]$  reacts with  $\text{CS}_2$  to give  $[(\text{CO})_4\text{Re}(\text{S}_2\text{CNHCH}_3)]$ . The mechanism of thiocarbamate formation is thought to involve nucleophilic attack of the *N*-carbonylic atom, on the C of  $\text{CS}_2$  [115]. A dimeric complex of the form  $[\{\text{Re}(\text{CO})_3(2\text{-C}_6\text{H}_4\text{SN=NPh})\}_2]$  has been prepared by reacting  $[\text{BrRe}(\text{CO})_5]$  with the potassium salt of  $[2\text{-C}_6\text{H}_4(\text{SCN})\text{N=NPh}]$  in boiling dioxan. The crystal structure of the oxygen analogue has been reported [116].

The diselenide complex  $[\text{Re}_2(\mu\text{-Br})_2(\text{CO})_6(\mu\text{-Ph}_2\text{Se}_2)]$  has been prepared in a

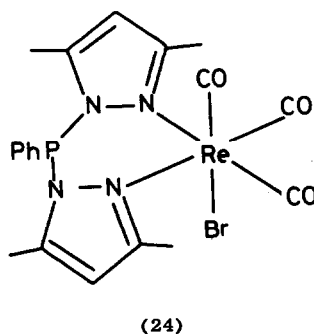
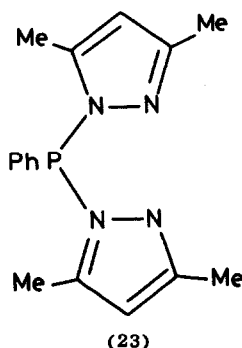
similar manner to its disulphide analogue: its crystal structure reveals that the diselenide unit bridges the two metal atoms with a non-bonding Re-Re distance of 3.899 Å [117].

#### 9.11.5 Complexes with Group VB donor ligands

The electron-transfer reactivities of dirhenium complexes of the macrocyclic ligands, taa, TPP and TMTAA (where TMTAA = 5,7,12,14-tetramethyldibenzo[b,i]-[1,4,8,11]tetraaza[14]annulene), *i.e.*  $[\{\text{Re}(\text{CO})_3\}_2\text{TAA}]$ ,  $[\{\text{Re}(\text{CO})_3\}_2\text{TPP}]$  and  $[\{\text{Re}(\text{CO})_3\}_2\text{TMTAA}]$ , were investigated by CV and polarography. The results may suggest a correlation of the oxidation potential with the degree of metal-metal bonding [118].

*Trans*- $[\text{ReCl}(\text{CO})_2(\text{N}_2)(\text{PPh}_3)_2]$  reacted with  $\text{MeLi}/\text{H}^+$  to give an unexpected hydroxy carbene dinitrogen complex - *trans*- $[\text{ReCl}\{\text{C}(\text{OH})\text{Me}\}(\text{CO})(\text{N}_2)(\text{PPh}_3)_2]$ . *Trans*- $[\text{ReCl}(\text{CO})_3(\text{PPh}_3)_2]$  gives *trans*- $[\text{ReMe}(\text{CO})_2(\text{PPh}_3)_2]$  under similar conditions [119].

$[(\text{OC})_3\text{Re}(\eta^2\text{-en})(\eta^1\text{-en})][\text{O}_2\text{PR}_2]$  and  $\{(\mu\text{-R}_2\text{PO}_2)\text{Re}(\text{CO})_3(\eta^1\text{-en})\}_n$  (22) are obtained from the reaction between  $\{(\mu\text{-R}_2\text{PO}_2)\text{Re}(\text{CO})_3\}_n$  (R = Me or Ph) and 1,2-diaminoethane at 110° and 20 °C, respectively. For (21),  $n = 2$  when R = Me, but when R = Ph, the complex is oligomeric, monomeric complexes  $[\{\text{R}_2\text{P}(\text{O})\text{Re}(\text{CO})_3(\text{bipy})\}]$  are formed by the addition of bipy to the  $\{(\mu\text{-R}_2\text{PO}_2)\text{Re}(\text{CO})_3\}_n$  [120]. The crystal structure of  $[\text{Re}(\text{CO})_3(\text{L})\text{Br}]$  {L = (22)} has been reported (23) is bidentate, with coordination *via* the two nitrogens,



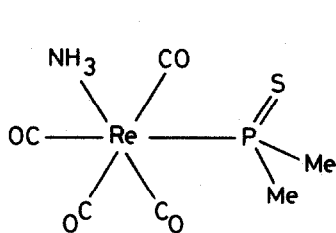
the CO groups are in a *fac* arrangement and the Br atom occupies the sixth site of an irregular octahedron (24) [121].

The series of complexes *fac*- $[(\text{sol})\text{Re}(\text{CO})_3\text{L}]^+$  {(sol) = MeCN, PhCN, py or pip; L = biquinoline or phen} have been prepared and their interligand and charge-transfer emission spectral properties studied extensively [122].

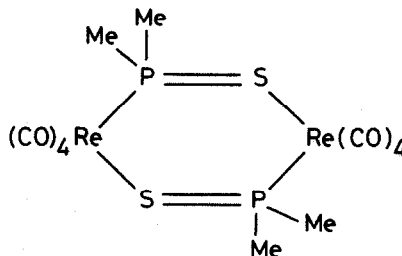
$[(\text{OC})_5\text{ReNC-NSF}_2][\text{AsF}_6]$  and  $[(\text{OC})_5\text{ReNC-NSOF}_2][\text{AsF}_6]$  have been prepared [123].  $[\text{Re}(\text{CO})_4\{\text{CON}(\text{R})\text{CH=NR}\}]$  or  $[\text{Re}(\text{CO})_4(\text{RNCH=NR})]$  (R = MeO-4-C<sub>6</sub>H<sub>4</sub>, Me-4-C<sub>6</sub>H<sub>4</sub>, C<sub>6</sub>H<sub>5</sub>, Cl-4-C<sub>6</sub>H<sub>4</sub>, or F-4-C<sub>6</sub>H<sub>4</sub>) have been prepared by the reaction of lithio-1,3-diaryl

formamide with  $[\text{Re}(\text{CO})_5\text{Cl}]$  or  $[\text{Re}_2(\text{CO})_8\text{Cl}_2]$ , respectively; the carbamoyl complexes undergo decarbonylation to produce the formamide complex in low yield [124].

$[\text{Re}(\text{CO})_4(\text{NH}_3)\{\text{PMe}_2\text{S}\}]$  (25) is obtained from  $[\text{ReBr}(\text{CO})_4\{\text{PMe}_2\text{SH}\}]$  via the



(25)



(26)

heterocycle  $[\{\text{Re}(\text{CO})_4(\text{PMe}_2\text{S})\}_2]$  (26) by cleaving the Re-S bond with  $\text{NH}_3$ . The crystal structure of (25) was determined [125].

Treatment of  $[\text{ReX}(\text{CO})_3(\text{dppm})]$  ( $\text{X} = \text{Cl}$  or  $\text{Br}$ ) with halogens gives the seven coordinate  $[\text{ReX}_3(\text{CO})_2(\text{dppm})]$  complex, as well as the expected product  $[\text{ReX}_4(\text{dppm})]$ .  $[\text{ReCl}_3(\text{CO})(\text{bipy})]$ ,  $[\text{ReBr}_4(\text{bipy})]$ ,  $[\text{ReBr}_3\text{Cl}(\text{bipy})]$  and  $[\text{ReX}_3(\text{CO})_2(\text{bipy})]$  have been isolated from the  $[\text{ReX}(\text{CO})_3(\text{bipy})]/\text{X}_2$  system [103].

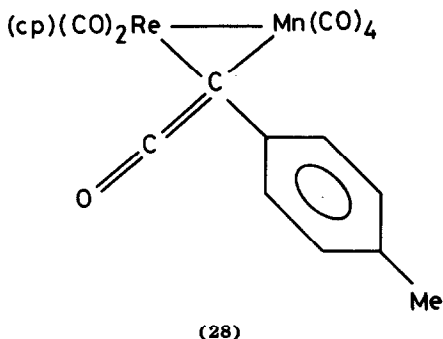
The neutral complexes  $[\text{Re}(\text{CO})_3(\eta^5\text{-EC}_4\text{Ph}_4)]$  ( $\text{E} = \text{P}$  or  $\text{As}$ ) have been prepared from  $[\text{Re}(\text{CO})_5(\eta^1\text{-EC}_4\text{Ph}_4)]$  by heating at reflux in decane or xylene [126]. The complex  $[\text{Re}_2(\text{CO})_6(\text{dppm})\text{H}_2]$  (27) has been prepared and its crystal structure determined  $\{r(\text{ReRe}) = 2.893 \text{ \AA}\}$ . When reacted with  $\text{P}(\text{OMe})_3$ ,  $\text{RNC}$  or  $\text{MeCN}$ , (27) gave 1:1 adducts; with  $\text{MeCN}$ , two products were formed, one of which was shown to be the insertion product  $[\text{Re}_2(\text{CO})_6(\text{dppm})(\text{NCHMe})\text{H}]$   $\{r(\text{ReRe}) = 3.035 \text{ \AA}\}$  [127].

#### 9.11.6 Organometallic derivatives

$[\text{Re}(\eta^3\text{-C}_3\text{H}_5)(\text{CO})_3(\text{PPh}_3)]$  and  $[\text{Re}(\eta^3\text{-C}_3\text{H}_5)(\text{CO})_2(\text{PPh}_3)_2]$  have been prepared, and are the first examples of CO ligand substitution products to be obtained from  $[\text{Re}(\eta^3\text{-C}_3\text{H}_5)(\text{CO})_4]$  [128].

The crystal structure of the metallation product of  $[\text{RePh}(\text{CO})_5]$  with benzophenone in the presence of triphenylphosphine has been reported. The product is  $[\text{Re}(\text{PPh}_3)(\text{CO})_3\{\text{C}_6\text{H}_5\text{C}(\text{O})\text{C}_6\text{H}_5\}]$ , with the orthometallated benzophenone acting as a bidentate ligand [129].

The carbyne complex  $[\text{Re}(\text{CC}_6\text{H}_4\text{Me})(\text{CO})_2(\eta^5\text{-C}_5\text{H}_5)]$  reacts with  $[(\text{Ph}_3\text{P})_2\text{N}][\text{Mn}(\text{CO})_5]$  to give (28) [130].



#### 9.11.7 Complexes with Group IVB donor ligands

The complexes  $[(\text{Ph}_3\text{E})\text{Re}(\text{CO})_3(\text{phen})]$  ( $\text{E} = \text{Ge}$  or  $\text{Sn}$ ) exhibit optical emission (ca. 750 nm) from their lowest excited states in  $\text{CH}_2\text{Cl}_2/\text{CCl}_4$  solutions, and also undergo E-Re bond cleavage under the same conditions [131].

#### 9.12 RHENIUM(0)

In a study of the kinetics of the substitution reactions of  $[\text{MnRe}(\text{CO})_{10}]$  with  $\text{PPh}_3$ ,  $\text{PBu}_3$  or  $\text{P(OPh)}_3$ , it was seen that the rhenium substituted product predominates. A mechanism for substitution involving CO dissociation from the manganese centre and an intermediate with a CO bridging between Mn and Re was suggested [132]. The kinetics of thermal homolytic fission in  $[\text{Re}_2(\text{CO})_{10}]$  have been studied and show that  $[\text{Re}(\text{CO})_5]$  is more stable than  $[\text{Mn}(\text{CO})_5]$ . It was suggested that homolytic fission is the initial step in the substitution reaction of  $[\text{Re}_2(\text{CO})_{10}]$  with  $\text{PPh}_3$  [133]. A study of the kinetics of the fragmentation reaction of  $[\text{Re}_2(\text{CO})_{10-x}(\text{PPh}_3)_x]$  ( $x = 1$  or  $2$ ) with iodine shows the initial formation of a complex/iodine species with  $n$  moles of  $\text{I}_2$  ( $n = 1-4$ ) which then leads to Re-Re bond fission [134].

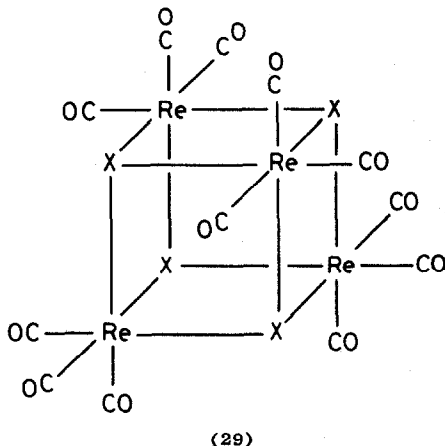
$[\text{Re}(\text{CO})_5]$  has been used to prepare some metal-metal carbyne complexes of the form  $[(\text{OC})_5\text{ReM}(\text{CO})_4\text{CR}]$  ( $\text{M} = \text{Cr}, \text{Mo}$  or  $\text{W}$ ;  $\text{R} = \text{Ph}$  or  $\text{Me}$ ), which have been examined by Raman spectroscopy and assignments made for the  $\nu(\text{M-M}')$  stretching frequency [135].

In a Raman study on a single crystal of  $[\text{Re}_2(\text{CO})_{10}]$ , twenty of the twenty-one Raman active modes were assigned. By consideration of the intensity ratios between the (ZZ) and (YX) tensor components of the two possible assignments of  $\bar{\nu}(\text{ReRe})$  (129 or  $107\text{ cm}^{-1}$ ), the lower value was favoured [136].

## 9.13 CARBONYL CLUSTERS

The positions of the hydride ligands in the rhenium complexes  $[\text{H}_3\text{Re}_3(\text{CO})_8(\text{pop})_2]$  {pop =  $(\text{EtO})_2\text{POP}(\text{OEt})_2$ },  $[\text{H}_2\text{Re}_2(\text{CO})_6(\text{dppe})]$  and  $[\text{ReH}_3(\text{dppe})_2]$  have been predicted indirectly, and contrasted with other direct and indirect techniques [137].

$[\text{X}_4\text{Re}_4(\text{CO})_{12}]$  (29; X = Cl or Br) has been prepared by the thermal decomposition



of  $[\text{ReX}(\text{CO})_3(\text{SPh}_2)_2]$ . The molecule has a *pseudo*-cubane structure, with triply-bridging halides, and is isostructural with  $[\text{X}_4\text{Pt}_4\text{Me}_{12}]$  [138].

The UVES of  $[\text{H}_3\text{Re}_3(\text{CO})_{12}]$  has been interpreted in terms of a three-centre two-electron bond ( $\text{M}-\text{H}-\text{M}$ ) model, and the arguments generalised to produce a similar approach to that developed for boranes [139].

## 9.14 FORMYL AND NITROSYL COMPLEXES

The first crystal structure of a complex containing a formyl ligand has been reported.  $[(\eta^5-\text{C}_5\text{H}_5)\text{Re}(\text{PPh}_3)(\text{NO})(\text{CHO})]$  was prepared by reduction of the corresponding carbonyl complex with  $[\text{Et}_3\text{BH}]^-$ . In this complex  $\{r(\text{Re}-\text{CHO}) = 2.055 \text{ \AA}$ ;  $\text{Re}\hat{\text{C}}\text{O} = 128.1^\circ$ ;  $\text{Re}\hat{\text{N}}\text{O} = 178.0^\circ\}$  [140]. The reactions of this complex with electrophiles have been studied and an intermediate of the form  $[(\eta^5-\text{C}_5\text{H}_5)\text{Re}(=\text{CHR})(\text{NO})(\text{PPh}_3)]$  postulated [141]. The formyl complex  $[(\text{C}_5\text{H}_5)\text{Re}(\text{CO})(\text{NO})(\text{CHO})]$  has also been prepared, and its chemical reduction investigated [142].

$[(\text{C}_5\text{H}_5)\text{Re}(\text{CO})(\text{NO})(\text{CONHCH}_3)]$  reacts with  $\text{CS}_2$  to give  $[(\text{C}_5\text{H}_5)\text{Re}(\text{CO})(\text{NO})(\text{S}_2\text{CNHCH}_3)]$ . The mechanism of thiocarbamate formation has been discussed in terms of nucleophilic attack of the *N*-carbamyl carbon on the C of the  $\text{CS}_2$  [115]. The reaction of  $\text{PMe}_3$  with  $[(\eta^5-\text{C}_5\text{H}_5)\text{Re}(\text{CO})(\text{NO})\text{Me}]$  produces a  $\eta^1$ -cyclopentadienyl derivative  $[(\eta^1-\text{C}_5\text{H}_5)\text{Re}(\text{CO})(\text{NO})\text{Me}(\text{PMe}_3)_2]$ , the cyclopentadienyl group being *trans* to the linear nitrosyl group [143].

## REFERENCES

- 1 P. Thornton, *Annu. Rep. Prog. Chem., Sect. A: Phys. Inorg. Chem.*, **75** (1978) 289.
- 2 P.A. Koz'min and M.D. Surazhskaya, *Koord. Khim.*, **6** (1980) 634.
- 3 R.D. Harcourt, *Speculations Sci. Technol.*, **2** (1979) 527.
- 4 R. Faggiani, C.J.L. Lock and J. Poce, *Acta Crystallogr., Sect. B*, **36** (1980) 231.
- 5 R. Münze, *Radiochem. Radioanal. Lett.*, **43** (1980) 219.
- 6 R. Münze and B. Grossmann, *Radiochem. Radioanal. Lett.*, **31** (1977) 95.
- 7 J. Steigman, L.L.Y. Hwang and N.A. Solomon, *J. Labelled Comp. Radiopharm.*, **16** (1979) 83.
- 8 M.A.A.F. De C.T. Carrondo, *Inorg. Chim. Acta*, **44** (1980) L7.
- 9 R.W. Thomas, A. Davison, H.S. Trop and E. Deutsch, *Inorg. Chem.*, **19** (1980) 2840.
- 10 H.S. Trop, A. Davison, A.G. Jones and M.A. Davis, *J. Labelled Comp. Radiopharm.*, **16** (1979) 82.
- 11 H. Spies, B. Johannsen and R. Muenze, *Z. Chem.*, **20** (1980) 222.
- 12 A. Davison, C. Orvig, H.S. Trop, M. Sohn, B.V. de Pamphilis and A.G. Jones, *Inorg. Chem.*, **19** (1980) 1988.
- 13 B.V. de Pamphilis, V. Bruno, A.G. Jones and A. Davison, *J. Labelled Comp. Radiopharm.*, **16** (1979) 26.
- 14 R.W. Thomas, G.W. Estes and R.C. Elder, *J. Am. Chem. Soc.*, **101** (1979) 4581.
- 15 K.A. Glavan, R. Whittle, J.F. Johnson, R.C. Elder and E. Deutsch, *J. Am. Chem. Soc.*, **102** (1980) 2103.
- 16 S.K. Shukla, *J. Labelled Comp. Radiopharm.*, **16** (1979) 22.
- 17 H.S. Trop, A. Davison, A.G. Jones, M.A. Davis, D.J. Szalda and S.J. Lippard, *Inorg. Chem.*, **19** (1980) 1105.
- 18 N.H. Agha, A.M. Al-Hilli and H.A. Hassen, *J. Labelled Comp. Radiopharm.*, **16** (1979) 86.
- 19 K. Libson, E. Deutsch and B.L. Barnett, *J. Am. Chem. Soc.*, **102** (1980) 2476.
- 20 L. Kaden, B. Lorenz and K. Schmidt, *Z. Chem.*, **19** (1979) 305.
- 21 A. Yokoyama, K. Horiuchi and N. Hata, *J. Labelled Comp. Radiopharm.*, **16** (1979) 80.
- 22 H.S. Trop, A.G. Jones and A. Davison, *Inorg. Chem.*, **19** (1980) 1993.
- 23 U. Mazzi, E. Roncari, R. Seeber and G.A. Mazzocchin, *Inorg. Chim. Acta*, **41** (1980) 95.
- 24 R.C. Elder, R. Whittle and K.A. Glavan, *Acta Crystallogr., Sect. B*, **36** (1980) 1662.
- 25 W. Preetz and G. Peters, *Z. Naturforsch., Teil B*, **35** (1980) 797.
- 26 V.I. Spitsyn, A.F. Kuzina and S.V. Kryuchkov, *Zh. Neorg. Khim.*, **25** (1980) 741 [*Chem. Abstr.*, **93** (1980) 142183].
- 27 F.A. Cotton, P.E. Fanwick and L.D. Gage, *J. Am. Chem. Soc.*, **102** (1980) 1570.
- 28 D. Baudry, M. Ephritikhine and H. Felkin, *J. Chem. Soc., Chem. Commun.*, (1980) 1243.
- 29 G.A. Yagodin, A.A. Opalovskii, E.G. Rakov and A.S. Dudin, *Dokl. Akad. Nauk SSSR*, **252** (1980) 1400 [*Chem. Abstr.*, **93** (1980) 178681].
- 30 G.A. Yagodin, A.S. Dudin, E.G. Rakov and A.A. Opalovskii, *Zh. Neorg. Khim.*, **25** (1980) 170 [*Chem. Abstr.*, **92** (1980) 120975t].
- 31 A.S. Dudin, R.A. Bukharizoda, E.G. Rakov, G.M. Larin, A.A. Opalovskii and P.M. Solozhenkin, *Zh. Neorg. Khim.*, **25** (1980) 1002 [*Chem. Abstr.*, **93** (1980) 18349a].
- 32 V.I. Vouna, A.S. Dudin, L.M. Avkhutskii, S.N. Lopatin and E.G. Ippolitov, *Zh. Neorg. Khim.*, **24** (1979) 2048 [*Chem. Abstr.*, **91** (1979) 184560r].
- 33 V. Sengodan and K.G. Srinivasacharya, *Indian J. Phys. B.*, **53B** (1979) 255 [*Chem. Abstr.*, **93** (1980) 34070h].
- 34 Yu.M. Golutvin, B.G. Korshunov, L.G. Titov, D.V. Drobot and L.G. Mikhailova, *Nauch. Tr. Mosk. In-t Stali i Splavov*, **117** (1979) 60 [*Chem. Abstr.*, **91** (1979) 182363e].

- 35 P.G. Edwards, G. Wilkinson, M.B. Hursthouse and K.M. Abdul Malik, *J. Chem. Soc., Dalton Trans.*, (1980) 2467.
- 36 A. Cimino, B.A. De Angelis, D. Gazzoli and M. Valigi, *Z. Anorg. Allg. Chem. Chem.*, 460 (1980) 86.
- 37 S.L. Segal, *J. Mol. Struct.*, 58 (1980) 399.
- 38 V.M. Kovba, N.Ya. Mikhina, L.V. Belyaevskaya, A.N. Zelikman and A.A. Mal'tsev, *Zh. Neorg. Khim.*, 25 (1980) 1180 [*Chem. Abstr.*, 93 (1980) 34287j].
- 39 G.S. Sinyakova, *Zh. Neorg. Khim.*, 24 (1979) 2677 [*Chem. Abstr.*, 91 (1979) 199773m].
- 40 J. Steigman and R. Gerber, *J. Inorg. Nucl. Chem.*, 41 (1979) 863.
- 41 W.A. Nugent and R.L. Harlow, *J. Chem. Soc., Chem. Commun.*, (1979) 1105.
- 42 W.A. Sunder, A.L. Wayda and D. Distefano, *J. Fluorine Chem.*, 14 (1979) 299.
- 43 A.J. Woytek, *Kirk-Othmer Encycl. Chem. Technol.*, 3rd Ed., 10 (1980) 792.
- 44 G.M. Larin, R.A. Bukharizoda, Yu.V. Rakitin and P.M. Solozhenkin, *Dokl. Akad. Nauk SSSR*, 251 (1980) 365 [*Chem. Abstr.*, 93 (1980) 16358d].
- 45 G.M. Larin, R.A. Bukharizoda and P.M. Solozhenkin, *Dokl. Akad. Nauk SSSR*, 251 (1980) 1417 [*Chem. Abstr.*, 93 (1980) 124948e].
- 46 S. Horiuchi, N. Kimizuka and A. Yamamoto, *Nature*, 279 (1979) 226.
- 47 A. Fujimori and N. Tsuda, *Solid State Commun.*, 34 (1980) 433-5.
- 48 J.E. Schirber, L.J. Azevedo and A. Narath, *Phys. Rev. B: Condens. Matter*, 20 (1979) 4746.
- 49 L.G. Sevastyanova, E.V. Zubova, V.V. Gagulin and Yu.N. Venevtsev, *Zh. Neorg. Khim.*, 24 (1979) 3213 [*Chem. Abstr.*, 92 (1980) 139908v].
- 50 P. Edwards, G. Wilkinson, K.M. Abdul Malik and M.B. Hursthouse, *J. Chem. Soc., Chem. Commun.*, (1979) 1158.
- 51 W. Liese, K. Dehnicke and I. Walker, *Z. Naturforsch., B: Anorg. Chem., Org. Chem.*, 35 (1980) 776.
- 52 U. Weiher, K. Dehnicke and D. Fenske, *Z. Anorg. Allg. Chem.*, 457 (1979) 115.
- 53 W. Liese, K. Dehnicke and J. Pebler, *Z. Naturforsch., B: Anorg. Chem., Org. Chem.*, 35 (1980) 326.
- 54 T. Lis, *Acta Crystallogr., Sect. B*, 35 (1979) 3041.
- 55 A.M. Golub and B.O. Sternik, *Visnik Kiiv. Un-tu. Khimiya*, (1979) 10 [*Chem. Abstr.*, 93 (1980) 32474u].
- 56 O.D. Prasolova, I.I. Antipova-Karataeva, L.V. Borisova and A.N. Ermakov, *Zh. Neorg. Khim.*, 25 (1980) 991 [*Chem. Abstr.*, 93 (1980) 18348z].
- 57 G. Baud, J.P. Besse and R. Chevalier, *J. Solid State Chem.*, 28 (1979) 157.
- 58 A.R. Rae Smith and A.K. Cheetham, *J. Solid State Chem.*, 30 (1979) 345.
- 59 K. Blacklock and H.W. White, *J. Chem. Phys.*, 71 (1979) 5287.
- 60 K.V. Kotegov, Yu.N. Kukushkin, K.L. Konovalov and N.V. Fadeeva, *Zh. Obshch. Khim.*, 49 (1979) 1619 [*Chem. Abstr.*, 92 (1980) 33119].
- 61 M.G. Felin and I.E. Denisov, *Khim. Tekhnol. Kozh. Mekhovogo Proizvod.*, (1979) 96 [*Chem. Abstr.*, 92 (1980) 51174s].
- 62 P. Ruschke and K. Dehnicke, *Z. Anorg. Allg. Chem.*, 466 (1980) 157.
- 63 M.A.A.F. De C.T. Carrondo, *Inorg. Chim. Acta*, 44 (1980) L7.
- 64 Y. Murakami, Y. Matsuda and S. Yamada, *Kenkyu Hokoku-Asahi Garasu Kogyo Gijutsu Shoreikai*, 34 (1979) 295 [*Chem. Abstr.*, 93 (1980) 160405].
- 65 C.G. Scrimager, *Diss. Abstr. Int. B*, 40 (1980) 5237.
- 66 K.V. Kotegov, G.N. Sedova, N.K. Kobilov and Yu.N. Kukushkin, *Koord. Khim.*, 6 (1980) 897 [*Chem. Abstr.*, 93 (1980) 160403g].
- 67 G. La Monica and S. Cenini, *J. Chem. Soc., Dalton Trans.*, (1980) 1145.
- 68 C. Dimitropoulos and J.J. van der Klink, *Faraday Symp. Chem. Soc.*, 13 (1978) 124.
- 69 H. Kupka, W. Ensalin and R. Wernicke, *Mol. Phys.*, 37 (1979) 1693.
- 70 H. Kupka and R. Wernicke, *Theor. Chim. Acta*, 53 (1979) 95.
- 71 D. Moses, M. Sutton and R.L. Armstrong, *J. Low Temp. Phys.*, 36 (1979) 587.
- 72 J.E. Fergusson and A.M. Greenaway, *Aust. J. Chem.*, 33 (1980) 209.
- 73 V.I. Spitsyn, A.I. Zhirov, M.Yu. Subbotin and P.E. Kazin, *Zh. Neorg. Khim.*, 25 (1980) 998 [*Chem. Abstr.*, 93 (1980) 18014n].
- 74 I. Svare and A.M. Raaen, *J. Phys. C*, 13 (1980) L311.
- 75 J. Burgess, S.J. Cartwright and I. Haigh, *J. Chem. Soc., Dalton Trans.*,



- (1979) 1143.
- 76 M.J. Blandamer, J. Burgess and R.I. Haines, *J. Chem. Soc., Dalton Trans.*, (1980) 607.
  - 77 V. Muench, H. Selig and L.B. Ebert, *J. Fluorine Chem.*, 15 (1980) 223.
  - 78 I.Kh. Muldagalieva, Z.B. Rozhdestvenskaya, A.K. Ospanova, *Issled. Geterogen. Sistem, Alma-Ata*, (1979) 57 [*Chem. Abstr.*, 92 (1980) 101374e].
  - 79 L.A. Klinkova and A.V. Babushkin, *Izv. Akad. Nauk SSSR, Neorg. Mater.*, 16 (1980) 888 [*Chem. Abstr.*, 93 (1980) 35151x].
  - 80 I.Kh. Khakimov and S.M. Basitova, *Dokl. Akad. Nauk Tadzh. SSSR*, 21 (1978) 32 [*Chem. Abstr.*, 93 (1980) 18279c].
  - 81 N.A. Shorokhov, N.A. Subbotina, V.V. Zelentsov and A.I. Zhironov, *Zh. Neorg. Khim.*, 24 (1979) 1886 [*Chem. Abstr.*, 92 (1980) 14652a].
  - 82 K.V. Kotegov, G.N. Sedova, Z.A. Louchikova and Yu.N. Kukushkin, *Zh. Neorg. Khim.*, 24 (1979) 3301 [*Chem. Abstr.*, 92 (1980) 103570q].
  - 82a D.A. Edwards and J. Marshalsea, *Transition Met. Chem. (Weinheim, Ger.)*, 4 (1979) 267.
  - 83 R. Guerin, M. Potel and M. Sergeant, *Mater. Res. Bull.*, 14 (1979) 1335.
  - 84 R. Ruehl and W. Jeitschko, *Z. Anorg. Allg. Chem.*, 466 (1980) 105.
  - 85 S. Shaik, R. Hoffmann, C.R. Fisel and R.H. Summerville, *J. Am. Chem. Soc.*, 102 (1980) 4555.
  - 86 S. Shaik and R. Hoffmann, *J. Am. Chem. Soc.*, 102 (1980) 1194.
  - 87 L.R. Morss, R.J. Poraja, J.W. Nicoletti, J. San Fillipo Jr., and H.D.B. Jenkins, *J. Am. Chem. Soc.*, 102 (1980) 1923.
  - 88 W. Preetz, G. Peters and L. Rudzik, *Z. Naturforsch., B: Anorg. Chem., Org. Chem.*, 34 (1979) 1240.
  - 89 B.E. Bursten, F.A. Cotton, J.C. Green, E.A. Seddon and G.G. Stanley, *J. Am. Chem. Soc.*, 102 (1980) 955.
  - 90 W.C. Trogler and D.E. Ellis, *J. Am. Chem. Soc.*, 101 (1979) 5896.
  - 91 W.C. Trogler and J. Bekowitz, Report (1979) CONF-790658-7 [*Chem. Abstr.*, 92 (1980) 101993f].
  - 92 J.M. Manoli, G. Potoin, J.-M. Brégeault and W.P. Griffith, *J. Chem. Soc., Dalton Trans.*, (1980) 192.
  - 93 A.V. Shtemenko, I.F. Golovaneva, A.S. Kotel'nikova and T.V. Misailova, *Zh. Neorg. Khim.*, 25 (1980) 1266 [*Chem. Abstr.*, 93 (1980) 60156k].
  - 94 P.A. Koz'min, M.D. Surazhskaya and T.B. Larina, *Koord. Khim.*, 5 (1979) 1542 [*Chem. Abstr.*, 91 (1979) 220674s].
  - 95 P.A. Koz'min, M.D. Surazhskaya, T.B. Larina, A.S. Kotel'nikova and N.S. Osmanov, *Koord. Khim.*, 5 (1979) 1869 [*Chem. Abstr.*, 92 (1980) 139933z].
  - 96 A.V. Shtemenko, P.A. Koz'min, M.D. Surazhskaya, T.B. Larina and V.G. Lebedev, *Zh. Neorg. Khim.*, 25 (1980) 2300 [*Chem. Abstr.*, 93 (1980) 160479m].
  - 97 P.A. Koz'min, M.D. Surazhskaya, T.B. Larina, Sh.A. Bagirov, N.S. Osmanov, A.S. Kotel'nikova and T.V. Misailova, *Koord. Khim.*, 5 (1979) 1576 [*Chem. Abstr.*, 92 (1980) 68775m].
  - 98 P.A. Koz'min, M.D. Surazhskaya and T.B. Larina, *Koord. Khim.*, 6 (1980) 963 [*Chem. Abstr.*, 93 (1980) 105172f].
  - 99 G.S. Girolami and R.A. Andersen, *J. Organomet. Chem.*, 182 (1979) C43.
  - 100 V. Srinivasan and R.A. Walton, *Inorg. Chem.*, 19 (1980) 1635.
  - 101 F.A. Cotton, W.H. Ilsey and W. Kaim, *Inorg. Chem.*, 19 (1980) 2360.
  - 102 C. Barrientos-Penna and D. Sutton, *J. Chem. Soc., Chem. Commun.*, (1980) 111.
  - 103 D.A. Edwards and J. Marshalsea, *Transition Met. Chem. (Weinheim, Ger.)*, 4 (1979) 267.
  - 104 P.G. Edwards, K. Mertis, G. Wilkinson, M.B. Hursthouse and K.M. Abdul Malik, *J. Chem. Soc., Dalton Trans.*, (1980) 334.
  - 105 K. Mertis, P.G. Edwards, G. Wilkinson, K.M. Abdul Malik and M.B. Hursthouse, *J. Chem. Soc., Chem. Commun.*, (1980) 654.
  - 106 M. Bochmann, G. Wilkinson, A.M.R. Galas, M.B. Hursthouse and K.M. Abdul Malik, *J. Chem. Soc., Dalton Trans.*, (1980) 1797.
  - 107 J.R. Campbell, R.J.H. Clark and J.R. Dilworth, *J. Chem. Soc., Chem. Commun.*, (1980) 772.
  - 108 A.J.L. Pombeiro and R.L. Richards, *J. Organomet. Chem.*, 175 (1979) C17.
  - 109 J. Burgess and A.J. Duffield, *J. Organomet. Chem.*, 177 (1979) 435.

- 110 A.A. Ioganson, V.V. Derunov, A.M. Sladkov and N.I. Vasneva, *Izv. Akad. Nauk SSSR, Ser. Khim.*, (1979) 2580 [*Chem. Abstr.*, 92 (1980) 87218y].
- 111 G. Ciani, A. Sironi and A. Albinati, *Gazz. Chim. Ital.*, 109 (1979) 615.
- 112 C.J. Besecher and W.G. Klemperer, *J. Am. Chem. Soc.*, 102 (1980) 7598.
- 113 E. Lindner, S. Trad and S. Hoehne, *Z. Naturforsch., B: Anorg. Chem., Org. Chem.*, 34 (1979) 1203.
- 114 R. Mattes and H. Weber, *J. Organomet. Chem.*, 178 (1979) 191.
- 115 L. Busetto, A. Palazzi and V. Foliadis, *Inorg. Chim. Acta*, 40 (1980) 147.
- 116 G.G. Alexandrov, V.V. Derunov and A.A. Ioganson, *J. Organomet. Chem.*, 188 (1980) 367.
- 117 J. Korp, I. Bernal, J.L. Atwood, F. Calderazzo and D. Vitali, *J. Chem. Soc., Dalton Trans.*, (1979) 1492.
- 118 K.M. Kadish, L.A. Bottomley and D. Schaeper, *Inorg. Chim. Acta*, 36 (1979) 219.
- 119 J. Chatt and G.J. Leigh, *J. Organomet. Chem.*, 184 (1980) C64.
- 120 A.J.L. Pombeiro and R.L. Richards, *J. Organomet. Chem.*, 175 (1979) C17.
- 121 R.E. Cobbleddick and L.R.J. Dowdell, *Can. J. Chem.*, 57 (1979) 2285.
- 122 S.M. Fredricks, J.C. Luong and M.S. Wrighton, *J. Am. Chem. Soc.*, 101 (1979) 7415.
- 123 R. Froboese, R. Mews and O. Glemser, *Z. Naturforsch., B: Anorg. Chem., Org. Chem.*, 34 (1979) 1461.
- 124 E.W. Abel and S.J. Skittrall, *J. Organomet. Chem.*, 185 (1980) 391.
- 125 E. Lindner, F. Bouachir, M. Weishaupt and S. Hoehne, *Z. Anorg. Allg. Chem.*, 456 (1979) 163.
- 126 E.W. Abel, N. Clark and C. Towers, *J. Chem. Soc., Dalton Trans.*, (1979) 1552.
- 127 M.J. Mays, D.W. Prest and P.R. Raithby, *J. Chem. Soc., Chem. Commun.*, (1980) 171.
- 128 B.J. Brisdon, D.A. Edwards, J.W. White and M.G.B. Drew, *J. Chem. Soc., Dalton Trans.*, (1980) 2129.
- 129 H. Preut and H.J. Haupt, *Acta Crystallogr., Sect. B*, 36 (1980) 1196.
- 130 J. Martin-Gil, J.A.K. Howard, R. Navarro and F.G.A. Stone, *J. Chem. Soc., Chem. Commun.*, (1979) 1168.
- 131 J.C. Luong, R.A. Faltynek and M.S. Wrighton, Report (1979) TR-14; Order No. AD-A063660.
- 132 D. Soehrenberger and J.D. Atwood, *J. Am. Chem. Soc.*, 102 (1980) 3484.
- 133 J.P. Fawcett, A. Poë and K.R. Sharma, *J. Chem. Soc., Dalton Trans.*, (1979) 1886.
- 134 G. Kramer, J. Patterson, A. Poë and L. Ng, *Inorg. Chem.*, 19 (1980) 1161.
- 135 E.O. Fischer and N.Q. Deo, *Proc. Int. Conf. Raman Spectrosc.*, 6th, (1978) 70.
- 136 D.M. Adams and M.A. Hooper, *J. Organomet. Chem.*, 181 (1979) 131.
- 137 A.G. Orpen, *J. Chem. Soc., Dalton Trans.*, (1980) 2509.
- 138 E.W. Abel and M.M. Bhatti, *Inorg. Nucl. Chem. Lett.*, 16 (1980) 117.
- 139 J.C. Green and D.M.P. Mingos, *J. Organomet. Chem.*, 185 (1980) C20.
- 140 W.-K. Wang, W. Tam, C.E. Strouse and J.A. Gladsyz, *J. Chem. Soc., Chem. Commun.*, (1979) 530.
- 141 W.-K. Wang, W. Tam and J.A. Gladsyz, *J. Am. Chem. Soc.*, 101 (1979) 5440.
- 142 C.P. Casey, M.A. Andrews, D.R. McAlister and J.E. Rinz, *J. Am. Chem. Soc.*, 102 (1980) 1927.
- 143 C.P. Casey and W.D. Jones, *J. Am. Chem. Soc.*, 102 (1980) 6154.